



*Communities working together to
meet Chittenden County's transportation needs*

CHITTENDEN COUNTY METROPOLITAN PLANNING ORGANIZATION

Transportation Improvement Program for Fiscal Years 2008-2011

October 1, 2007

Chittenden County Metropolitan Planning Organization
30 Kimball Avenue, Suite 206
South Burlington, VT 05403
(802) 660-4071 / (802) 660-4079(fax)
www.ccmppo.org

TABLE OF CONTENTS

Section 1:

A. Introduction	p. 1
B. CCMPO TIP Adoption Resolution	p. 2
C. Glossary	p. 3
D. TIP Map	p. 5

Section 2:

FY2008-2011 TIP: Projects by Municipality	p. 1
-------------------------------------------	------

Section 3:

Summary of Financial Statistics	
1. FY2008-2011 TIP Funding: By Project Use Category	p. 1
2. FY2008-2011 TIP Funding: By Federal Funding Source and Fiscal Constraint Status	p. 2
3. CCMPO FY2008-2011 TIP: Funding Uses FY08-11	p. 3
4. CCMPO FY2008-2011 TIP: Funding Uses by Year	p. 4
5. Federal Funds Actually Obligated in In Chittenden County: FY 95-06	p. 5

INTRODUCTION

The Chittenden County Transportation Improvement Program (TIP) for fiscal years 2008 through 2011 is a prioritized, fiscally-constrained, and multi-year list of federally-funded, multimodal transportation projects and operations in the CCMPO region - Chittenden County.

- Under federal law, the TIP must cover at least a 4-year program of projects and be updated no less frequently than every 2 years.
- Project costs in future years of the TIP must be adjusted to account for inflationary cost increases.
- Projects in the TIP must be prioritized at the regional level and have clearly identified funding sources.
- All transportation projects, programs, and operations receiving federal funds in Chittenden County must be authorized through the CCMPO TIP process. The exceptions are federal airport funds for Burlington International Airport, which are not subject to the CCMPO's prioritization process, but are listed in the TIP for information and coordination purposes.
- The TIP authorizes the implementing agency (e.g., VTrans, CCTA) to obligate federal funds for listed projects and operations over the next four federal fiscal years (October 1, 2007 through September 30, 2011).
- The first year of a duly-adopted and approved TIP constitutes an "agreed to" list of projects for project selection purposes, provided that anticipated federal funds available to the region are available during that year.
- The U.S. Department of Transportation must find that the TIP is based on a continuing, comprehensive transportation planning process carried out cooperatively by the State, the CCMPO, and transit operators.

CHITTENDEN COUNTY METROPOLITAN PLANNING ORGANIZATION
A Resolution to Adopt the FY2008-2011
TRANSPORTATION IMPROVEMENT PROGRAM

WHEREAS, the Chittenden County Metropolitan Planning Organization, as the designated Metropolitan Planning Organization, is responsible for the operation and maintenance of a continuing transportation planning process designed to prepare and adopt transportation plans and programs; and

WHEREAS, a fiscally constrained Transportation Improvement Program containing transportation improvements expected to be carried out in the period October 1, 2007 through September 30, 2011 has been prepared through the planning process; and

WHEREAS, the Chittenden County Metropolitan Planning Organization's Transportation Advisory Committee found the projects contained in the proposed TIP to be in conformance with the duly adopted Metropolitan Transportation Plan and has recommended the fiscally constrained 2008-2011 Transportation Improvement Program to the Chittenden County Metropolitan Planning Organization for adoption; and


WHEREAS, the Chittenden County Metropolitan Planning Organization sent copies of the proposed TIP to the eighteen member municipalities for the fifteen-day review and comment period on June 26, 2007; and

WHEREAS, the Chittenden County Metropolitan Planning Organization held a public hearing at the CCMPO/CCRPC offices in South Burlington on Wednesday, July 18, 2007 to review the proposed Transportation Improvement Program after publishing a legal notice in the *Burlington Free Press* on June 29, 2007.

NOW, THEREFORE, BE IT RESOLVED that the Chittenden County Metropolitan Planning Organization, as the Metropolitan Planning Organization, hereby adopts the fiscally constrained 2008-2011 Transportation Improvement Program attached hereto and made a part hereof.

RESOLVED, PASSED AND ADOPTED THIS 18th DAY OF JULY 2007.

CHITTENDEN COUNTY
METROPOLITAN PLANNING ORGANIZATION

By  _____
JEFFREY B. CARR, CHAIR

GLOSSARY

ADA	Americans with Disabilities Act of 1990. Federal legislation prohibiting discrimination on the basis of disability.	FRA	Federal Railroad Administration. The USDOT agency responsible for railroad programs.
AIP	Airport Improvement Program. FAA program that assists the development of public-use airports by providing funding for airport planning and development projects.	FTA	Federal Transit Administration. The USDOT agency responsible for public transportation programs.
BIA	Burlington International Airport	IM	Interstate Maintenance Program. Federal program providing funding for resurfacing, restoring, rehabilitating and reconstructing the Interstate Highway System.
BR	Bridge Program. Federal funding program for rehabilitation and reconstruction of bridges.	ISTEA	Intermodal Surface Transportation Efficiency Act of 1991. Federal legislation emphasizing innovation, intermodalism, and flexibility.
CCMPO	Chittenden County Metropolitan Planning Organization. The state's only MPO. Established under federal law and responsible for transportation planning and programming within its jurisdiction.	ITS	Intelligent Transportation Systems. The application of technology to improve transportation system efficiency.
CCRPC	Chittenden County Regional Planning Commission. The county's comprehensive planning organization. Established under state law.	JARC	Job Access and Reverse Commute. FTA program providing grants to local governments and non-profit organizations for transportation services connecting low-income persons to employment and support services.
CMAQ	Congestion Mitigation and Air Quality Improvement Program. Federal funding program designed to address congestion and air quality issues through capital and operating projects.	LTAP	Local Transportation Assistance Program. Federally funded program to enable local governments to improve their roads and bridges by providing training and information.
CCTA	Chittenden County Transportation Authority. The region's public transportation provider.	LTF	Local Transportation Facilities. VTrans program established to assist local governments with project implementation.
CON	Construction	MPO	Metropolitan Planning Organization. Federally established organization responsible for a cooperative, continuous, and comprehensive framework to make transportation investment decisions within their designated area.
EH	Transportation Enhancement Program. Federal funding program for projects designed to enhance transportation-related quality of life.	NHS	National Highway System Program. Federal program that provides funding for improvements to rural and urban roads that are part of the NHS, including Interstate Highways and designated connections to major intermodal terminals.
FAA	Federal Aviation Administration. The USDOT agency responsible for aviation related programs.	Para-transit	A demand-response transportation system catering to special needs populations such as the elderly and disabled.
FHWA	Federal Highway Administration. The USDOT agency responsible for roadway related programs.		

PE Preliminary Engineering. Project development phase in which project design is determined.

PFC Passenger Facility Charge. A surcharge added to the price of an airfare and used for capital improvements at airports.

Round-about Non-signalized circular intersection with specific design and traffic control features to ensure low travel speeds and efficient traffic movement.

ROW Right Of Way. Denotes land, or an interest in land, established for transportation purposes.

SAFETEA-LU Safe, Accountable, Flexible, Efficient Transportation Equity Act: A Legacy for Users (SAFETEA-LU). This act was passed by Congress in August 2005 as the successor to the Transportation Efficiency Act for the 21st Century (TEA-21).

Scoping A phase in the project development process that moves a recognized problem from an idea through the development of alternatives and environmental screening.

Sec. 5307 FTA grant program for capital and operating assistance in urban areas over 50,000 in population.

Sec. 5309 FTA grant for capital programs such as buses and bus facilities.

Sec. 5310 FTA grant program to States for assisting private non-profit groups in meeting the transportation needs of the elderly and persons with disabilities.

Shared Use Path A path separated from vehicle traffic by barrier or open space usually on its own right-of-way.

SSTA Special Services Transportation Agency. Chittenden County based non-profit paratransit provider.

STIP Statewide Transportation Improvement Program. The State's three year list of fiscally constrained transportation projects planned for implementation statewide.

STP Surface Transportation Program. Federal program providing flexible funding for projects on any Federal-aid highway, including the NHS, bridge projects on any public road, transit capital projects, and bus facilities.

TCSP Transportation, Community and System Preservation Program. Federal program that provides funding for planning grants, implementation grants, and research to investigate and address the relationships between transportation, community and system preservation.

TDM Transportation Demand Management. The general term for strategies that result in more efficient use of transportation resources.

TEA 21 Transportation Equity Act for the 21st Century. Replaced ISTEA and guides federal expenditures for surface transportation since 1998.

TIP Transportation Improvement Program. The three year list of fiscally constrained transportation projects planned for implementation in the region.

TOD Transit Oriented Design. High density and mixed use land development around transit system stops.

Traffic Calming A combination of measures to reduce the negative effects of vehicle use or to alter driver behaviors.

TSM Transportation Systems Management. Relatively low-cost improvements to improve transportation efficiency such as ITS applications or roundabouts.

USDOT United States Department of Transportation

VTA Vermont Transportation Authority

VTR Vermont Railway. A private operating railroad.

VTrans (or VAOT) Vermont Agency of Transportation

To View CCMPO TIP Map

Go to

WWW.CCMPO.ORG



Section 2: FY2008-2011 TIP: Projects by Municipality

2008-2011 CCMPO Transportation Improvement Program

October 1, 2007

CCMPO # Project Location	FY08-11 Federal Funds				Other Project Information					
	FY08 Phase	FY09 * Phase	FY10 * Phase	FY11 * Phase	Total Cost fed+state+local in 2008 Dollars	Fed. Funds Obligated Thru FY06	FY07 Fed Funds Phase	Project Use Category	Federal Funding Source	Remarks
Burlington										
IN001 Burlington Transit Center - Downtown					Total: \$3,000,000 PE: \$450,000 ROW: CON: \$2,550,000	\$3,240,000		Intermodal	FTA Sec. 5309 Disc. 81 % Federal 9 % State 10 % Local	\$6,187,013 (fed) remaining from initial earmark.
VTrans Number:										
IN007 Burlington Transit Center - South End Sears Lane					Total: \$8,413,000 PE: \$1,000,000 ROW: \$355,000 CON: \$6,988,000	\$2,898,208	\$850,000	Intermodal	FTA Sec. 5309 Disc. 80 % Federal 0 % State 20 % Local	Earmark funds received include \$2,427,184 in FY04 and \$1m in FY06. FY06 funds programmed at 85%.
VTrans Number:										
HP067 Burlington Waterfront Transportation Improvements	\$753,950 PE/CON	\$897,600 PE/CON	\$173,400 CON		Total: \$3,718,750 PE: \$608,812 ROW: CON: \$3,109,938	\$204,000	\$946,050 PE/CON	Function and Performance Preservation	SAFTEA-LU Earmark - High Priority 80 % Federal 0 % State 20 % Local	SAFTEA-LU earmark. Demo ID Number VT030. Earmark amount \$3.5 M programmed at 85%. FY07 - \$99,450 PE; \$846,600 CON. FY08 - \$153,000 PE; \$600,950 CON. FY09 - \$30,600 PE; \$867,000 CON.
VTrans Number: STP 5000(17)										
HC001A Champlain Parkway - Contract 2 US7 to Lakeside			\$10,816,000 CON	\$3,511,685 CON	Total: \$13,812,500 PE: ROW: CON: \$13,812,500		\$1,250,000 CON	Capacity Expansion	NHS 95 % Federal 3 % State 2 % Local	VTrans to use advance construction funding. PE and ROW included under HC001E.
VTrans Number: MEGC-M 5000(1)C2										

* Future project costs escalated at a rate of 4% per year.

CCMPO # Project Location	FY08-11 Federal Funds				Other Project Information					
	FY08 Phase	FY09 * Phase	FY10 * Phase	FY11 * Phase	Total Cost fed+state+local in 2008 Dollars	Fed. Funds Obligated Thru FY06	FY07 Fed Funds Phase	Project Use Category	Federal Funding Source	Remarks
HC001C Champlain Parkway - Contract 6 Pine Street to Main Street VTrans Number: MEGC-M 5000(1)C6				\$7,874,048 CON	Total: \$12,000,000 PE: ROW: CON: \$12,000,000			Capacity Expansion	NHS 95 % Federal 3 % State 2 % Local	Vtrans to use advance construction funding. Construction to follow C2. Includes \$5.15 M in FY12.
HC001E Champlain Parkway - Engineering and ROW US7 to Main Street VTrans Number: MEGC-M 5000(1)	\$1,000,000 PE/ROW				Total: PE: ROW: CON:	\$8,156,500	\$940,000 PE/ROW	Capacity Expansion	NHS 95 % Federal 3 % State 2 % Local	PE and ROW for HC001A. FY07 - \$840,000 PE; \$100,000 ROW. FY08 - \$500,000 PE; \$500,000 ROW.
BP029B Church Street Improvements in Burlington VTrans Number: MEGC 5000(16)	\$900,000 PE/CON	\$2,680,000 PE/CON			Total: \$6,375,000 PE: \$637,500 ROW: CON: \$5,737,500	\$250,000	\$1,450,000 PE/CON	Bike/ Pedestrian	SAFTEA-LU Earmark - High Priority 80 % Federal 0 % State 20 % Local	SAFTEA-LU project. Demo ID number VT029. Earmark amount \$6 M programmed at 85%. FY07 - \$260,000 PE; \$1,190,000 CON. FY08 - \$100,000 PE; \$800,000 CON. FY09 - \$80,000 PE; \$2,600,000 CON.
BP047 Depot Street Improvements VTrans Number: STP EH06(14)				Funds obligated in FY06	Total: \$25,000 PE: \$25,000 ROW: CON:	\$21,000		Bike/ Pedestrian	STP 80 % Federal 0 % State 20 % Local	FY06 Enhancement award.
BP025 Intervale Bike/Pedestrian Path Improvements Burlington Intervale VTrans Number: STP EH00(16)				Funds to be obligated in FY07	Total: \$75,000 PE: \$21,000 ROW: CON: \$54,000	\$16,800	\$43,200 CON	Bike/ Pedestrian	STP 80 % Federal 0 % State 20 % Local	FY00 Enhancement award.

* Future project costs escalated at a rate of 4% per year.

CCMPO # Project Location	FY08-11 Federal Funds				Other Project Information					
	FY08 Phase	FY09 * Phase	FY10 * Phase	FY11 * Phase	Total Cost fed+state+local in 2008 Dollars	Fed. Funds Obligated Thru FY06	FY07 Fed Funds Phase	Project Use Category	Federal Funding Source	Remarks
HP002 Riverside Avenue Colchester Ave. to N. Winooski Ave. VTrans Number: MEGC 5000(15)					Total: \$10,569,805 PE: \$1,846,809 ROW: \$224,415 CON: \$8,498,581	\$7,821,006		Function and Performance Preservation	STP 95 % Federal 3 % State 2 % Local	VTrans to use advance construction funding. Federal share for CON is \$6.7 million. Project includes some utility work to be funded at 50% local. <u>Constraint Status:</u> Constrained
Funds obligated in FY06										
HP068 Route 127/North Avenue Intersection Improvements VTrans Number:					Total: \$240,000 PE: \$40,000 ROW: CON: \$200,000			Function and Performance Preservation	STP 80 % Federal % State % Local	Scoping completed January 2005. Project is being included for illustrative purposes and may be added if funding becomes available. <u>Constraint Status:</u> Constrained
Burlington Int. Airport										
AV002 Airfield Projects Burlington International Airport VTrans Number:			\$1,200,000	\$5,100,000	Total: PE: ROW: CON:		\$1,425,000	Aviation	AIP 95 % Federal 3 % State 2 % Local	BIA project - for information only. <u>Constraint Status:</u> Non-Constrained
AV005 Land Acquisition Burlington International Airport VTrans Number:	\$1,100,000	\$1,000,000	\$1,000,000	\$1,100,000	Total: PE: ROW: CON:		\$1,064,000	Aviation	AIP 95 % Federal 3 % State 2 % Local	Land acquisition for development, noise control and mitigation. BIA project - for information only. <u>Constraint Status:</u> Non-Constrained
AV004 Snow Removal Equipment Burlington International Airport VTrans Number:		\$400,000	\$400,000	\$400,000	Total: PE: ROW: CON:			Aviation	AIP 95 % Federal 3 % State 2 % Local	Purchase replacement equipment. BIA project - for information only. <u>Constraint Status:</u> Non-Constrained

* Future project costs escalated at a rate of 4% per year.

CCMPO # Project Location	FY08-11 Federal Funds				Other Project Information					
	FY08 Phase	FY09 * Phase	FY10 * Phase	FY11 * Phase	Total Cost fed+state+local in 2008 Dollars	Fed. Funds Obligated Thru FY06	FY07 Fed Funds Phase	Project Use Category	Federal Funding Source	Remarks
AV001 South End Development Burlington International Airport VTrans Number:	\$4,875,000	\$3,900,000	\$3,700,000	\$800,000	Total: PE: ROW: CON:		\$3,040,000	Aviation	AIP 95 % Federal 3 % State 2 % Local	Site planning, mitigation, site development and taxiway/apron construction.
AV003 Terminal Projects Burlington International Airport VTrans Number:					Total: PE: ROW: CON:			Aviation	AIP 95 % Federal 3 % State 2 % Local	Constraint Status: Non-Constrained
Burlington/So. Burlington										
HP076 US2 Paving Willard Street east 2.289 miles VTrans Number: NH 2624()		\$99,840 PE	\$2,812,160 CON		Total: \$3,300,000 PE: \$120,000 ROW: CON: \$3,180,000			Function and Performance Preservation	NHS 80 % Federal 20 % State 0 % Local	Constraint Status: Constrained
Charlotte										
HP019A Improvements to US Route 7 in Charlotte Ferrisburgh line north 2.9 miles VTrans Number: FEGC 019-4(20)		\$104,308 CON	\$6,398,359 CON		Total: \$11,727,189 PE: \$1,555,249 ROW: \$1,200,000 CON: \$8,971,940	\$1,832,380		Function and Performance Preservation	NHS 95 % Federal 5 % State 0 % Local	Balance of project cost to be funded with SAFTEA-LU earmark (project HP019B).
HP019B Improvements to US Route 7 in Charlotte Ferrisburgh line north 2.9 miles VTrans Number: FEGC 019-4(20)	\$792,300 ROW	\$2,607,700 CON			Total: PE: ROW: CON:		\$792,300 ROW	Function and Performance Preservation	SAFTEA-LU Earmark - TIP 80 % Federal % State % Local	SAFTEA-LU earmark. Demo ID number VT043. Earmark amount \$4 M programmed at 85%. Constraint Status: Non-Constrained

* Future project costs escalated at a rate of 4% per year.

CCMPO # Project Location	FY08-11 Federal Funds				Other Project Information					
	FY08 Phase	FY09 * Phase	FY10 * Phase	FY11 * Phase	Total Cost fed+state+local in 2008 Dollars	Fed. Funds Obligated Thru FY06	FY07 Fed Funds Phase	Project Use Category	Federal Funding Source	Remarks
BR026 Rehabilitation of Statewide Covered Bridges - Quinlan Covered Bridge Improvements Monkton Road over Lewis Creek VTrans Number: BHO 1445(31)					Total: \$531,250 PE: ROW: CON:	\$5,400	\$100,000 PE	Bridge Preservation	SAFTEA-LU Earmark - TIP 80 % Federal 15 % State 5 % Local	SAFTEA-LU earmark. Demo ID number VT059. Earmark amount \$500,000 programmed at 85%.
Colchester										
HC009B Colchester Campus Road Project St. Michael's College to Fort Ethan Allen VTrans Number: TCSP TCSE(7)	\$890,000 CON				Total: PE: ROW: CON:			Capacity Expansion	SAFTEA-LU Earmark - High Priority 80 % Federal 0 % State 20 % Local	SAFTEA-LU earmark. Demo ID number VT031. Earmark amount \$1 M programmed at 85%.
HC009A Colchester Campus Road Project - TCSP Grant St. Michael's College to Fort Ethan Allen VTrans Number: TCSP TCSE(7)	\$630,000 ROW/CON				Total: \$2,025,000 PE: \$310,000 ROW: \$50,000 CON: \$1,525,000	\$350,000	\$150,000 ROW	Capacity Expansion	TCSP 100 % Federal 0 % State 0 % Local	Transportation, Community and System Preservation earmark (\$940,419). Balance of project to be funded by SAFTEA-LU earmark (project HC009B). FY08 - \$50,000 ROW; \$580,000 CON.
BP044 Exit 16 Pedestrian and Landscape Project Winooski City Line to Lower Mountain View Dr. VTrans Number: STP WALK(15)	\$474,661 PE/ROW/CON				Total: \$835,100 PE: \$185,100 ROW: \$50,000 CON: \$600,000	\$74,999	\$20,000 ROW	Bike/ Pedestrian	STP 80 % Federal 10 % State 10 % Local	Federal amount \$550,261. Funding includes \$468,886 (fed) Bike/Ped Grant; \$69,132 (fed) Sidewalk Grant; \$12,243 (fed) for VTrans administration. Colchester to fund balance of CON cost.
BR025 Mill Pond Road Bridge Bridge 12 on TH 27 VTrans Number: TH3 9521			\$778,752 CON		Total: \$1,038,876 PE: \$130,376 ROW: \$8,500 CON: \$900,000			Bridge Preservation	STP 80 % Federal 10 % State 10 % Local	PE and ROW to be funded with 100% State Funds.

* Future project costs escalated at a rate of 4% per year.

CCMPO # Project Location	FY08-11 Federal Funds				Other Project Information					
	FY08 Phase	FY09 * Phase	FY10 * Phase	FY11 * Phase	Total Cost fed+state+local in 2008 Dollars	Fed. Funds Obligated Thru FY06	FY07 Fed Funds Phase	Project Use Category	Federal Funding Source	Remarks
HP069 Route 127 Corridor Improvements Heineberg Bridge to Lakeshore Drive VTrans Number:					Total: \$10,400,000 PE: \$900,000 ROW: \$500,000 CON: \$9,000,000			Function and Performance Preservation	STP 80 % Federal % State % Local	Scoping completed October 2001. Project approved by PDT on June 7, 2001. Project is being included for illustrative purposes pending the availability of federal funds.
BP049 Route 15 Streetscape and Pedestrian Crossing Vicinity of Fanny Allen Hospital VTrans Number: TCSE (009)		\$166,000 CON			Total: \$270,000 PE: \$62,500 ROW: CON: \$207,500		\$50,000 PE	Bike/ Pedestrian	SAFTEA-LU Earmark - TCSP 80 % Federal 20 % State 0 % Local	SAFTEA-LU earmark project. Federal amount \$215,325.
HP063B US7 Paving Winooski Line to Rathe Road VTrans Number: STP 2307()					Total: \$1,125,000 PE: \$25,000 ROW: CON: \$1,100,000		\$880,000 CON	Function and Performance Preservation	STP 80 % Federal 20 % State 0 % Local	
				Funds to be obligated in FY07						<u>Constraint Status:</u> Constrained
HP003 VT Route 2A Reconstruction Essex Town Line to US7 VTrans Number: STP 0207()					Total: \$3,510,000 PE: \$300,000 ROW: \$250,000 CON: \$2,959,946		\$250,000 PE	Function and Performance Preservation	STP 80 % Federal 20 % State 0 % Local	Scoping completed April 2001. Project approved by the PDT July 5, 2001. Project is included for illustrative purposes pending the availability of federal funds.
HP037 VT2A/US7/Creek Rd/Bay Rd Intersection VTrans Number: STP 5600(9)S	\$300,000 ROW	\$2,433,600 ROW	\$540,800 CON	\$2,213,732 CON	Total: \$7,012,004 PE: \$667,000 ROW: \$3,300,000 CON: \$3,045,004	\$360,000	\$473,300 PE/ROW	Function and Performance Preservation	STP 80 % Federal 20 % State 0 % Local	FY07 - \$173,300 PE; \$300,000 ROW.
										<u>Constraint Status:</u> Constrained

* Future project costs escalated at a rate of 4% per year.

CCMPO # Project Location	FY08-11 Federal Funds				Other Project Information					
	FY08 Phase	FY09 * Phase	FY10 * Phase	FY11 * Phase	Total Cost fed+state+local in 2008 Dollars	Fed. Funds Obligated Thru FY06	FY07 Fed Funds Phase	Project Use Category	Federal Funding Source	Remarks
BP052 Warner's Corner Pedestrian Project Heineburg Dr/Prim Rd/McCrae Rd/Porters Pt Rd VTrans Number: STP EH07()	\$300,000 CON				Total: \$727,000 PE: \$70,000 ROW: \$20,000 CON: \$637,000			Bike/ Pedestrian	STP 41 % Federal 0 % State 59 % Local	PE and ROW to be paid by Colchester in FFY07.
Colchester/Essex										
HP073 VT15 Paving Colchester/Winooski Line to MM 1.57 VTrans Number: STP 2616()	\$80,000 PE	\$2,184,000 CON			Total: \$2,725,000 PE: \$100,000 ROW: CON: \$2,625,000		\$32,000 PE	Function and Performance Preservation	STP 80 % Federal 20 % State 0 % Local	Paving 2.931 miles
Colchester/Essex/Essex Junction										
BP010 VT Route 15 Bike Path Five Corners to Lime Kiln Road VTrans Number:					Total: PE: ROW: CON:			Bike/ Pedestrian	STP 80 % Federal 10 % State 10 % Local	Scoping not yet completed. This project is being included for illustrative purposes and may be added if additional funding becomes available.
Colchester/So. Burlington										
BR001 Lime Kiln Bridge BR6 on TH4 (Lime Kiln Rd) over Winooski River VTrans Number: BRM 5600(6)S					Total: \$11,241,332 PE: \$1,550,620 ROW: \$443,196 CON: \$9,247,516	\$8,612,747	\$1,088,013 CON	Bridge Preservation	BR 80 % Federal 10 % State 10 % Local	VTrans to use advance construction funding.

* Future project costs escalated at a rate of 4% per year.

CCMPO # Project Location	FY08-11 Federal Funds				Other Project Information					
	FY08 Phase	FY09 * Phase	FY10 * Phase	FY11 * Phase	Total Cost fed+state+local in 2008 Dollars	Fed. Funds Obligated Thru FY06	FY07 Fed Funds Phase	Project Use Category	Federal Funding Source	Remarks
Essex										
HP075 Route 15 Slope Stabilization Project	\$680,000 CON				Total: \$1,000,000 PE: \$150,000 ROW: CON: \$850,000		\$120,000 PE	Function and Performance Preservation	STP 80 % Federal 20 % State 0 % Local	Opposite east gate to Fort Ethan Allen.
VTrans Number: STP 030-1()		Constraint Status: Constrained								
HP005 Sand Hill Rd/VT 117 Intersection	\$300,000 ROW	\$624,000 CON			Total: \$1,123,100 PE: \$223,100 ROW: \$300,000 CON: \$600,000	\$84,552		Function and Performance Preservation	STP 100 % Federal 0 % State 0 % Local	Construction spring 2009.
TH4/VT117	Constraint Status: Constrained									
VTrans Number: STP 5400(5)										
HP052 VT15/VT128 Traffic Signal Improvements					Total: \$566,613 PE: \$140,971 ROW: \$47,500 CON: \$378,142	\$219,500	\$378,142	Function and Performance Preservation	STP 100 % Federal 0 % State 0 % Local	
VTrans Number: STP SGNL(17)		Funds to be obligated in FY07 Constraint Status: Constrained								
Essex Junction										
OT019A Essex Junction Downtown Transportation Improvements					Total: \$496,000 PE: \$80,000 ROW: \$15,000 CON: \$401,000	\$70,000	\$401,000 CON	Other	Section 117 100 % Federal 0 % State 0 % Local	Streetscape improvements on VT15 and VT2A.
VTrans Number: STP 5300(9)		Funds to be obligated in FY07 Constraint Status: Non-Constrained								
OT019B Essex Junction Downtown Transportation Improvements					Total: \$1,062,500 PE: ROW: CON:		\$850,000	Other	SAFTEA-LU Earmark - High Priority 80 % Federal % State % Local	SAFTEA-LU earmark project. Demo ID number VT032. Earmark amount \$1 M programmed at 85%.
VTrans Number: STP 5300(9)		Funds to be obligated in FY07 Constraint Status: Non-Constrained								

* Future project costs escalated at a rate of 4% per year.

CCMPO # Project Location	FY08-11 Federal Funds				Other Project Information					
	FY08 Phase	FY09 * Phase	FY10 * Phase	FY11 * Phase	Total Cost fed+state+local in 2008 Dollars	Fed. Funds Obligated Thru FY06	FY07 Fed Funds Phase	Project Use Category	Federal Funding Source	Remarks
Hinesburg										
BP002 Hinesburg Pathway Village to Carpenter Carse Library VTrans Number: STP BIKE(22)S	\$600,000 CON	\$457,600 CON			Total: \$1,580,870 PE: \$205,870 ROW: \$75,000 CON: \$1,300,000	\$164,696	\$617,019 ROW/CON	Bike/ Pedestrian	STP 80 % Federal 10 % State 10 % Local	FY07 - \$60,000 ROW; \$557,019 CON. <u>Constraint Status:</u> Non-Constrained
BP042 VT116 Streetscape Improvements Vicinity of Hinesburg Town Hall VTrans Number: STP EH05(22)					Total: \$98,750 PE: \$23,900 ROW: \$2,000 CON: \$72,850	\$20,720		Bike/ Pedestrian	STP 80 % Federal 0 % State 20 % Local	Phase 3 of Town Hall Site Plan Improvements. <u>Constraint Status:</u> Non-Constrained
HP060 VT116/Charlotte Road Improvements VT116/TH3 VTrans Number: HES 021-1(21)					Total: \$300,000 PE: \$50,000 ROW: CON: \$250,000	\$256,000		Function and Performance Preservation	Title 23, Section 164 100 % Federal 0 % State 0 % Local	Installation of a traffic signal at VT116/Charlotte Road. To be constructed in 2007. <u>Constraint Status:</u> Non-Constrained
HP058 VT116/CVU Road Improvements VT116/TH1/TH7 VTrans Number: STPG 021-1(19)		\$312,000 CON			Total: \$925,000 PE: \$75,000 ROW: CON: \$850,000	\$553,000	\$300,000 CON	Function and Performance Preservation	Title 23, Section 164 100 % Federal 0 % State 0 % Local	Improvements including left turn lanes on VT116. <u>Constraint Status:</u> Constrained
HP059 VT116/Silver Street Improvements VT116/TH4 VTrans Number: HES 021-1(20)					Total: \$350,000 PE: \$50,000 ROW: CON: \$300,000	\$288,000		Function and Performance Preservation	Title 23, Section 164 100 % Federal 0 % State 0 % Local	Improvements including a right turn lane on VT116. <u>Constraint Status:</u> Non-Constrained

* Future project costs escalated at a rate of 4% per year.

CCMPO # Project Location	FY08-11 Federal Funds				Other Project Information					
	FY08 Phase	FY09 * Phase	FY10 * Phase	FY11 * Phase	Total Cost fed+state+local in 2008 Dollars	Fed. Funds Obligated Thru FY06	FY07 Fed Funds Phase	Project Use Category	Federal Funding Source	Remarks
HP065 I-289 Paving, Essex Exit 7 to Exit 12 VTrans Number: NH 2403(1)					Total: \$3,200,000 PE: ROW: CON: \$3,200,000	\$1,451,810	\$1,200,000 CON	Function and Performance Preservation	NHS 80 % Federal 20 % State 0 % Local	
				Funds to be obligated in FY07					Constraint Status: Constrained	
BR017A I-89 Bridge Rehabilitation, Richmond Bridges 56 over US2 VTrans Number: IM 089-2(38)					Total: \$1,410,000 PE: \$30,000 ROW: CON: \$1,380,000	\$1,548,255		Bridge Preservation	IM 90 % Federal 10 % State 0 % Local	\$27,000 PE; \$1,242,000 CON. Replace existing piers and related work. Formerly part of project IM 089-2(27).
				Funds obligated in FY06					Constraint Status: Non-Constrained	
BR027 I-89 Culvert, South Burlington Potash Brook Tributary #3 VTrans Number: IM CULV(9)	\$1,620,000 CON				Total: \$2,155,500 PE: \$355,500 ROW: CON: \$1,800,000	\$288,648	\$1,000,000 CON	Bridge Preservation	IM 90 % Federal 10 % State 0 % Local	Replace culvert under I-89 carrying Potash Brook Tributary # 3 (south of Exit 14).
									Constraint Status: Non-Constrained	
HC007 I-89 Exit 12B Environmental Impact Statement, S. Burlington Hinesburg Road VTrans Number: IM 089-3()			\$486,720 PE	\$506,189 PE	Total: \$6,000,000 PE: \$6,000,000 ROW: CON:			Capacity Expansion	IM % Federal % State % Local	Project is dependent upon CCMPO and Vtrans developing a mutually agreed upon funding plan for construction.
									Constraint Status: Non-Constrained	
HC008B I-89 Exit 14 Improvements to Southbound Exit Ramp, South Burlington VTrans Number: IM 089-3(37)					Total: PE: ROW: CON:	\$1,647,307	\$730,480 CON	Capacity Expansion	SAFTEA-LU Earmark 80 % Federal 20 % State 0 % Local	Funds to come from SAFTEA- LU earmark for Vermont I-89 Exit 14 Upgrades (see project HC012).
				Funds to be obligated in FY07					Constraint Status: Non-Constrained	

* Future project costs escalated at a rate of 4% per year.

CCMPO # Project Location	FY08-11 Federal Funds				Other Project Information					
	FY08 Phase	FY09 * Phase	FY10 * Phase	FY11 * Phase	Total Cost fed+state+local in 2008 Dollars	Fed. Funds Obligated Thru FY06	FY07 Fed Funds Phase	Project Use Category	Federal Funding Source	Remarks
HP077 I-89 Paving, Colchester/Georgia Northbound Lanes VTrans Number: IM 089-3()	\$35,000 PE	\$3,432,000 CON			Total: \$3,689,000 PE: \$39,000 ROW: CON: \$3,650,000			Function and Performance Preservation	IM 90 % Federal 10 % State 0 % Local	mile markers 98 to 106.9
HP070 I-89 Paving, Colchester/South Burlington Northbound and Southbound lanes VTrans Number: IM 089-3(60)	\$4,518,090 CON				Total: \$5,095,100 PE: \$75,000 ROW: CON: \$5,020,100	\$45,000		Function and Performance Preservation	IM 90 % Federal 10 % State 0 % Local	Northbound mm 87.39 - 91.88. Southbound mm 87.77 - 91.88.
HP072 I-89 Paving, Richmond/South Burlington Northbound Lanes Exit 11 to Exit 13 VTrans Number: IM 089-2(39)	\$3,560,760 CON				Total: \$3,996,400 PE: \$40,000 ROW: CON: \$3,956,400	\$36,000	\$3,465,000 PE/CON	Function and Performance Preservation	IM 90 % Federal 10 % State 0 % Local	Paving 13.7 miles
HC013 US Route 2/I-89 Interchange Improvements in South Burlington Additional lane at Staples Plaza VTrans Number:	\$100,000 PE				Total: \$3,187,500 PE: ROW: CON:			Capacity Expansion	SAFTEA-LU Earmark - High Priority 80 % Federal % State % Local	SAFTEA-LU earmark. Demo ID number VT033. Earmark amount \$3 M programmed at 85%. Funding schedule to be determined.
HC012 Vermont I-89 Exit 14 Upgrades VTrans Number:					Total: \$1,564,400 PE: ROW: CON:			Capacity Expansion	SAFTEA-LU Earmark - High Priority 80 % Federal % State % Local	SAFTEA-LU earmark. Demo ID number VT039. Earmark amount \$4 M programmed at 85%. \$2.1 M to be used for project HC008, Improvements to I-89 Exit 14 Ramp C. Funding schedule to be determined.

* Future project costs escalated at a rate of 4% per year.

CCMPO # Project Location	FY08-11 Federal Funds				Other Project Information					
	FY08 Phase	FY09 * Phase	FY10 * Phase	FY11 * Phase	Total Cost fed+state+local in 2008 Dollars	Fed. Funds Obligated Thru FY06	FY07 Fed Funds Phase	Project Use Category	Federal Funding Source	Remarks
HP030 US7/Rebecca Lander Drive					Total: \$850,000 PE: \$75,000 ROW: \$25,000 CON: \$750,000			Function and Performance Preservation	STP 80 % Federal 20 % State 0 % Local	Scoping not yet completed. This project is being included for illustrative purposes and may be added if additional funding becomes available.
VTrans Number: STPG SGNL()										

Regional

BR003 Bridge Inspection	\$50,000 PE	\$50,000 PE	\$50,000 PE	\$50,000 PE	Total: PE: ROW: CON:		\$50,000 PE	Bridge Preservation	BR 80 % Federal 20 % State 0 % Local	CCMPO share of VTrans bridge inspection program.
Regional										
VTrans Number:										

HP015 Bridge Painting	\$8,000 CON	\$8,000 CON	\$8,000 CON	\$8,000 CON	Total: PE: ROW: CON:			Bridge Preservation	STP 80 % Federal 20 % State 0 % Local	Funding for VTrans bridge painting program on the state system.
Regional										
VTrans Number:										

OT006 Design Scoping Projects	\$100,000 PE	\$100,000 PE	\$100,000 PE	\$100,000 PE	Total: PE: ROW: CON:		\$100,000 PE	Other	STP 80 % Federal 20 % State 0 % Local	Funding for VTrans scoping on the National Highway System in Chittenden County.
Regional										
VTrans Number:										

HP017 Interstate Bridge Painting	\$8,000 CON	\$8,000 CON	\$8,000 CON	\$8,000 CON	Total: PE: ROW: CON:		\$8,000 CON	Bridge Preservation	IM 90 % Federal 10 % State 0 % Local	Funding for VTrans bridge painting program for the 74 structures on I-89 in Chittenden County.
Regional										
VTrans Number:										

* Future project costs escalated at a rate of 4% per year.

CCMPO # Project Location	FY08-11 Federal Funds				Other Project Information					
	FY08 Phase	FY09 * Phase	FY10 * Phase	FY11 * Phase	Total Cost fed+state+local in 2008 Dollars	Fed. Funds Obligated Thru FY06	FY07 Fed Funds Phase	Project Use Category	Federal Funding Source	Remarks
HP012 Interstate Pavement Marking Regional VTrans Number:	\$40,000 CON	\$40,000 CON	\$40,000 CON	\$40,000 CON	Total: PE: ROW: CON:		\$40,000 CON	Function and Performance Preservation	IM 100 % Federal 0 % State 0 % Local	Funding for VTrans annual pavement marking on I-89 in Chittenden County.
BP039B Lake Champlain Byways Interpretive Information Regional VTrans Number: SBVT06(004)					Total: PE: ROW: CON:		\$128,500	Bike/ Pedestrian	Scenic Byways 80 % Federal % State % Local	
BP039C Lake Champlain Byways Interpretive Material Regional VTrans Number: SBVT06(006)					Total: PE: ROW: CON:		\$112,000	Bike/ Pedestrian	Scenic Byways 80 % Federal % State % Local	
OT005 Local Roads Regional VTrans Number:	\$16,000 PE	\$16,000 PE	\$16,000 PE	\$16,000 PE	Total: PE: ROW: CON:		\$16,000 PE	Function and Performance Preservation	LTAP 80 % Federal 20 % State 0 % Local	CCMPO's share of the statewide Local Roads program. Funds are non- constrained.
OT017 Modifications and Overruns VTrans Number:	\$500,000 PE/ROW/CON	\$500,000 PE/ROW/CON	\$500,000 PE/ROW/CON	\$500,000 PE/ROW/CON	Total: PE: ROW: CON:		\$2,000,000 PE/ROW/CON	Other	IM/NH/STP 80 % Federal 20 % State 0 % Local	Funds to be used for projects that have been completed but are still incurring costs.

* Future project costs escalated at a rate of 4% per year.

CCMPO # Project Location	FY08-11 Federal Funds				Other Project Information					
	FY08 Phase	FY09 * Phase	FY10 * Phase	FY11 * Phase	Total Cost fed+state+local in 2008 Dollars	Fed. Funds Obligated Thru FY06	FY07 Fed Funds Phase	Project Use Category	Federal Funding Source	Remarks
HP016 Paving Regional VTrans Number:	\$50,000 PE/CON	\$50,000 PE/CON	\$50,000 PE/CON	\$50,000 PE/CON	Total: PE: ROW: CON:		\$50,000 PE/CON	Function and Performance Preservation	STP 80 % Federal 20 % State 0 % Local	Funding for VTrans scoping of paving projects in Chittenden County.
BP022 Regional Recreational Trails VTrans Number:	\$70,000 CON	\$70,000 CON	\$70,000 CON	\$70,000 CON	Total: PE: ROW: CON:		\$70,000 CON	Bike/ Pedestrian	Rec Trails 80 % Federal 0 % State 20 % Local	Recreational trails program administered by ANR.
OT001 Regional Safety Regional VTrans Number:	\$100,000 PE/ROW/CON	\$125,000 PE/ROW/CON	\$150,000 PE/ROW/CON	\$175,000 PE/ROW/CON	Total: PE: ROW: CON:		\$100,000 PE/CON	Function and Performance Preservation	Safety 80 % Federal % State % Local	Funding for projects identified through the Highway Safety Information System.
BP050 Safe Routes to School VTrans Number:					Total: PE: ROW: CON:		\$126,000	Bike/ Pedestrian	SRTS 100 % Federal 0 % State 0 % Local	Federal Safe Routes to School Program projects in Chittenden County.
BP040 Sidewalks in Chittenden County VTrans Number: STP WALK()	\$250,000 PE/ROW/CON	\$260,000 PE/ROW/CON	\$270,400 PE/ROW/CON	\$281,216 PE/ROW/CON	Total: PE: ROW: CON:		\$149,600 PE/ROW/CON	Bike/ Pedestrian	STP 80 % Federal 0 % State 20 % Local	CCMPO project to construct sidewalks in Chittenden County Communities. \$100,400 of total in FY07 appears under US7 Sidewalk, Milton (BP045). Shelburne to receive \$130,417 in FY07 (STP WALK (24)).

* Future project costs escalated at a rate of 4% per year.

CCMPO # Project Location	FY08-11 Federal Funds				Other Project Information					
	FY08 Phase	FY09 * Phase	FY10 * Phase	FY11 * Phase	Total Cost fed+state+local in 2008 Dollars	Fed. Funds Obligated Thru FY06	FY07 Fed Funds Phase	Project Use Category	Federal Funding Source	Remarks
HP050 Statewide Traffic Signal Re-Timing	\$35,000 PE	\$35,000 PE	\$35,000 PE	\$35,000 PE	Total: PE: ROW: CON:		\$35,000 PE	Function and Performance Preservation	STP 100 % Federal 0 % State 0 % Local	Funding for Chittenden County share of VTrans statewide optimization of traffic signals on the state system.
VTrans Number: TMNG (003)										
BR004 Town Highway Bridges	\$50,000 PE	\$50,000 PE	\$50,000 PE	\$50,000 PE	Total: PE: ROW: CON:		\$50,000 PE	Bridge Preservation	BR 80 % Federal 10 % State 10 % Local	Funding for VTrans scoping for Town Highway Bridge projects in Chittenden County.
Regional										
VTrans Number:										
HP054 Traffic Signal Optimization	\$100,000 PE	\$125,000 PE	\$150,000 PE	\$175,000 PE	Total: PE: ROW: CON:		\$50,000 PE	Function and Performance Preservation	STP 100 % Federal 0 % State 0 % Local	CCMPO traffic signal optimization project.
VTrans Number: TMNG (002)										
HP027 Traffic Signals	\$10,000 PE	\$10,000 PE	\$10,000 PE	\$10,000 PE	Total: PE: ROW: CON:		\$10,000 PE	Function and Performance Preservation	STP 80 % Federal 20 % State 0 % Local	Funding for VTrans scoping and preliminary engineering for traffic signals on the state system in Chittenden County.
Regional										
VTrans Number:										
OT020 VT Statewide Transportation and Stormwater Project	\$770,000	\$760,000			Total: \$3,187,500 PE: ROW: CON:		\$770,000	Other	SAFTEA-LU Earmark - TIP 80 % Federal % State % Local	SAFTEA-LU earmark. Demo ID number VT064. Earmark amount \$3 M for Chittenden County programmed at 85%. Project to be administered by VTrans.
Regional										
VTrans Number:										
Constraint Status: Non-Constrained										

* Future project costs escalated at a rate of 4% per year.

CCMPO # Project Location	FY08-11 Federal Funds				Other Project Information					
	FY08 Phase	FY09 * Phase	FY10 * Phase	FY11 * Phase	Total Cost fed+state+local in 2008 Dollars	Fed. Funds Obligated Thru FY06	FY07 Fed Funds Phase	Project Use Category	Federal Funding Source	Remarks
Richmond										
IN009 Richmond Park and Ride	\$150,000 PE				Total:			Intermodal	STP 100 % Federal 0 % State 0 % Local	
VTrans Number: CMG PARK()					PE:					
					ROW:					
					CON:				Constraint Status: Constrained	
BP048 Richmond Village Sidewalks Scoping					Total: \$31,250	\$26,000		Bike/ Pedestrian	STP 80 % Federal 0 % State 20 % Local	FY06 Enhancement award.
VTrans Number: STP EH06(10)					PE:	\$31,250				
Funds obligated in FY06					ROW:					
					CON:				Constraint Status: Non-Constrained	
BR013 US 2 Iron Truss Bridge	\$1,000,000 CON	\$5,491,267 CON	\$2,163,200 CON		Total: \$10,925,880	\$259,999	\$200,000 PE/ROW	Bridge Preservation	STP 80 % Federal 20 % State 0 % Local	Rehabilitate bridge over Winooski River. FY07 - \$140,000 PE; \$60,000 ROW.
BR24 on US2 over Winooski River					PE:	\$500,000				
VTrans Number: STP RS 0284(11)					ROW:	\$75,000				
					CON:	\$10,350,080			Constraint Status: Constrained	
HP020 US 2/VT 117/I-89 Exit 11 Intersection		\$312,000 ROW	\$324,480 CON	\$2,430,831 CON	Total: \$3,326,250	\$119,864		Function and Performance Preservation	STP 80 % Federal 20 % State 0 % Local	
VTrans Number: STP 0284(17)					PE:	\$250,000				
					ROW:	\$375,000				
					CON:	\$2,701,250			Constraint Status: Constrained	
Shelburne										
BP038C Webster Road Path Segment 4	\$243,000 CON				Total: \$999,675		\$57,000 PE/ROW	Bike/ Pedestrian	STP 30 % Federal 0 % State 70 % Local	FY07 includes \$53,000 for PE and \$4,000 for ROW.
Boulder Hill Drive to Shelburne Road					PE:	\$133,290				
VTrans Number: STP EH07()					ROW:	\$5,000				
					CON:	\$861,385			Constraint Status: Non-Constrained	

* Future project costs escalated at a rate of 4% per year.

CCMPO # Project Location	FY08-11 Federal Funds				Other Project Information					
	FY08 Phase	FY09 * Phase	FY10 * Phase	FY11 * Phase	Total Cost fed+state+local in 2008 Dollars	Fed. Funds Obligated Thru FY06	FY07 Fed Funds Phase	Project Use Category	Federal Funding Source	Remarks
South Burlington										
HC011 Airport Drive Extension White Street to Airport Parkway VTrans Number: NH 5200()		\$832,000 PE			Total: \$12,200,000 PE: \$1,000,000 ROW: CON: \$11,200,000		\$800,000 PE	Capacity Expansion	STP 80 % Federal % State % Local <u>Constraint Status:</u> Constrained	Scoping study completed October 2005. Approved by PDT December 7, 2005. Project dependent upon CCMPO and Vtrans developing a mutually agreed upon funding plan for construction.
HC010B Design and Construction of South Burlington City Center Project Transportation Improvements VTrans Number:	\$750,000 PE	\$1,000,000 ROW	\$2,500,000 CON		Total: \$20,000,000 PE: \$1,500,000 ROW: \$3,000,000 CON: \$15,500,000		\$400,000 PE	Capacity Expansion	SAFTEA-LU Earmark - TIP 80 % Federal 0 % State 20 % Local <u>Constraint Status:</u> Non-Constrained	SAFTEA-LU earmark. Demo ID number VT058. Earmark amount \$5 M programmed at 85%. Balance of PE to come from STP Earmark (Project HC010A). Balance of CON to come from TIF Bond.
HP009 Kennedy Drive Reconstruction Dorset Street to Williston Road VTrans Number: NH 121-1(1)					Total: \$13,987,000 PE: \$790,000 ROW: \$647,000 CON: \$12,550,000	\$9,167,718	\$2,240,000 CON	Capacity Expansion	NHS 80 % Federal 10 % State 10 % Local <u>Constraint Status:</u> Constrained	VTrans to use advance construction funding.
HC010A Market Street Reconstruction Dorset Street to Hinesburg Road VTrans Number: STP 5200(17)					Total: PE: ROW: CON:	\$500,000	\$500,000 PE	Capacity Expansion	STP 100 % Federal 0 % State 0 % Local <u>Constraint Status:</u> Constrained	\$1 M federal earmark for upgrade of Market Street. Balance of project to be funded with SAFTEA-LU earmark -- project HC010B.
BP043 San Remo Drive Streetscape Improvements VTrans Number: STP EH05(11)					Total: \$331,250 PE: \$62,500 ROW: CON: \$268,750	\$17,000	\$215,000 CON	Bike/ Pedestrian	STP 80 % Federal 0 % State 20 % Local <u>Constraint Status:</u> Non-Constrained	Project includes sidewalks, trees, lights and stormwater treatment.

* Future project costs escalated at a rate of 4% per year.

CCMPO # Project Location	FY08-11 Federal Funds				Other Project Information					
	FY08 Phase	FY09 * Phase	FY10 * Phase	FY11 * Phase	Total Cost fed+state+local in 2008 Dollars	Fed. Funds Obligated Thru FY06	FY07 Fed Funds Phase	Project Use Category	Federal Funding Source	Remarks
BP051 Tilly Drive Path	\$139,000 CON				Total: \$250,000 PE: \$75,000 ROW: \$1,250 CON: \$173,750		\$61,000 PE/ROW	Bike/ Pedestrian	STP 80 % Federal 0 % State 20 % Local	Pedestrian/bike connection from Tilly Drive to Community Drive. FY07 includes \$60,000 for PE and \$1,000 for ROW.
Tilly Drive to Community Drive VTrans Number: STP EH07()									<u>Constraint Status:</u> Non-Constrained	
St. George/ So. Burlington										
HP071 VT116 Paving				\$2,429,706 CON	Total: \$2,750,000 PE: \$50,000 ROW: CON: \$2,700,000	\$32,432	\$40,000 PE	Function and Performance Preservation	STP 80 % Federal 20 % State 0 % Local	Paving 7.959 miles
St. George/Hinesburg Line to Williston Rd. VTrans Number: STP 2508(1)									<u>Constraint Status:</u> Constrained	
Transit										
TR058 CCTA			\$1,003,000		Total: \$2,125,000 PE: ROW: CON:		\$697,000	Transit	SAFTEA-LU Earmark - Bus 80 % Federal % State % Local	SAFTEA-LU earmark. Earmark amount \$2 M programmed at 85%. \$697,000 in FY07 to be used to purchase smart diesel buses.
VTrans Number:									<u>Constraint Status:</u> Non-Constrained	
TR061 CCTA Bus Replacement			\$4,400,000		Total: \$5,500,000 PE: ROW: CON:			Transit	FTA Section 5309 80 % Federal % State % Local	Federal earmark to begin replacement of 14 buses that have past their useful life.
VTrans Number:									<u>Constraint Status:</u> Non-Constrained	
TR062 CCTA Bus Replacement	\$1,000,000				Total: PE: ROW: CON:			Transit	STP Transfer 80 % Federal % State % Local	Purchase of 3 buses.
VTrans Number:									<u>Constraint Status:</u>	

* Future project costs escalated at a rate of 4% per year.

CCMPO # Project Location	FY08-11 Federal Funds				Other Project Information					
	FY08 Phase	FY09 * Phase	FY10 * Phase	FY11 * Phase	Total Cost fed+state+local in 2008 Dollars	Fed. Funds Obligated Thru FY06	FY07 Fed Funds Phase	Project Use Category	Federal Funding Source	Remarks
TR053 CCTA Buses, Facility and Equipment					Total: PE: ROW: CON:		\$1,400,000	Transit	STP Transfer 80 % Federal 10 % State 10 % Local	
VTrans Number:									<u>Constraint Status:</u>	
TR003 CCTA Capital - Federal	\$425,000	\$450,000	\$475,000	\$500,000	Total: PE: ROW: CON:		\$400,000	Transit	FTA Sec. 5307 80 % Federal 10 % State 10 % Local	
VTrans Number:									<u>Constraint Status:</u> Non-Constrained	
TR056 CCTA High Frequency Transit Service	\$301,233	\$301,233			Total: PE: ROW: CON:		\$301,233	Transit	CMAQ 80 % Federal 0 % State 20 % Local	CMAQ program for increased frequency during commuting hours. Funding pending award under a statewide competitive process for new starts.
VTrans Number:									<u>Constraint Status:</u>	
TR051 CCTA Intelligent Transportation Systems			\$300,000		Total: PE: ROW: CON:		\$300,000	Transit	ITS 50 % Federal 10 % State 40 % Local	
VTrans Number:									<u>Constraint Status:</u> Non-Constrained	
TR052 CCTA Intelligent Transportation Systems Match			\$180,000		Total: PE: ROW: CON:		\$180,000	Transit	FTA Sec. 5309 100 % Federal 0 % State 0 % Local	
VTrans Number:									<u>Constraint Status:</u> Non-Constrained	

* Future project costs escalated at a rate of 4% per year.

CCMPO # Project Location	FY08-11 Federal Funds				Other Project Information					
	FY08 Phase	FY09 * Phase	FY10 * Phase	FY11 * Phase	Total Cost fed+state+local in 2008 Dollars	Fed. Funds Obligated Thru FY06	FY07 Fed Funds Phase	Project Use Category	Federal Funding Source	Remarks
TR054A CCTA Inter-Regional Bus Service					Total:		\$255,120	Transit	CMAQ 80 % Federal 0 % State 20 % Local	Funding for Link Express routes. CMAQ Program - FY07 is year three of three year program.
VTrans Number:					PE:					
					ROW:					
					CON:				Constraint Status:	
TR054B CCTA Inter-Regional Bus Service	\$90,376	\$90,376			Total:		\$90,376	Transit	CMAQ 80 % Federal 0 % State 20 % Local	Additional service on CCTA's Inter-Regional Bus Routes.
VTrans Number:					PE:					
					ROW:					
					CON:				Constraint Status:	
TR030 CCTA Job Access Services	\$196,980	\$196,980	\$196,980	\$196,980	Total:		\$188,773	Transit	Access to Jobs 50 % Federal 50 % State 0 % Local	
VTrans Number:					PE:					
					ROW:					
					CON:				Constraint Status: Non-Constrained	
TR008 CCTA Marketing or Preventative Maintenance	\$50,000	\$50,000	\$50,000	\$50,000	Total:		\$50,000	Transit	CMAQ 80 % Federal 0 % State 20 % Local	Marketing transit services.
VTrans Number:					PE:					
					ROW:					
					CON:				Constraint Status:	
TR002 CCTA Operating - Federal	\$1,150,000	\$1,200,000	\$1,250,000	\$1,300,000	Total:		\$1,100,000	Transit	FTA Sec. 5307 50 % Federal 0 % State 50 % Local	Federal formula portion only.
VTrans Number: Sec. 5307 operating					PE:					
					ROW:					
					CON:				Constraint Status: Non-Constrained	

* Future project costs escalated at a rate of 4% per year.

CCMPO # Project Location	FY08-11 Federal Funds				Other Project Information					
	FY08 Phase	FY09 * Phase	FY10 * Phase	FY11 * Phase	Total Cost fed+state+local in 2008 Dollars	Fed. Funds Obligated Thru FY06	FY07 Fed Funds Phase	Project Use Category	Federal Funding Source	Remarks
TR063 CCTA Passenger Amenities		\$160,000	\$160,000	\$160,000	Total:			Transit	STP Transfer	Funding for 8 shelters.
					PE:				% Federal	
					ROW:				% State	
					CON:				% Local	
VTrans Number:									<u>Constraint Status:</u>	
									Constrained	
TR046 CCTA Preventative Maintenance	\$925,382	\$925,382	\$925,382	\$925,382	Total:		\$605,227	Transit	FTA STP transfer	
					PE:				80 % Federal	
					ROW:				0 % State	
					CON:				20 % Local	
VTrans Number:									<u>Constraint Status:</u>	
									Constrained	
TR010 CCTA Rideshare Program	\$150,000	\$150,000	\$150,000	\$150,000	Total:		\$150,000	Transit	STP	CCTA contract with VTrans to operate regional program. 100% STP funds. Funding pending award of funds.
					PE:				100 % Federal	
					ROW:				0 % State	
					CON:				0 % Local	
VTrans Number:									<u>Constraint Status:</u>	
									Non-Constrained	
TR055A Elderly and Disabled Transportation - Operating	\$240,000	\$245,000	\$250,000	\$255,000	Total:		\$235,000	Transit	VT. Sec. 5311	Provision of services by contractors. Funding pending award of funds.
					PE:				80 % Federal	
					ROW:				0 % State	
					CON:				20 % Local	
VTrans Number:									<u>Constraint Status:</u>	
									Non-Constrained	
TR004 Paratransit Rolling Stock - ADA Vans	\$100,000		\$220,000	\$50,000	Total:		\$195,000	Transit	STP Transfer	CCTA vans for ADA service. Funding pending award of funds.
					PE:				80 % Federal	
					ROW:				10 % State	
					CON:				10 % Local	
VTrans Number:	STP/Sec. 5307								<u>Constraint Status:</u>	
									Non-Constrained	

* Future project costs escalated at a rate of 4% per year.

CCMPO # Project Location	FY08-11 Federal Funds				Other Project Information					
	FY08 Phase	FY09 * Phase	FY10 * Phase	FY11 * Phase	Total Cost fed+state+local in 2008 Dollars	Fed. Funds Obligated Thru FY06	FY07 Fed Funds Phase	Project Use Category	Federal Funding Source	Remarks
TR060 Paratransit Rolling Stock - Elderly & Disabled Vans	\$400,000	\$150,000			Total:		\$405,000	Transit	VT. Sec 5311 (STP Transfer) 80 % Federal 10 % State 10 % Local	Funding pending award of transfer.
VTrans Number:					PE:					
					ROW:					
					CON:				<u>Constraint Status:</u>	
TR057 SSTA Chittenden County Vermont					Total: \$318,750			Transit	Section 116 100 % Federal 0 % State 0 % Local	FY06 Appropriations Demo.
VTrans Number:					PE:					
					ROW:					
					CON:				<u>Constraint Status:</u>	
									Non-Constrained	
TR064 US2 Corridor Bus Service		\$700,000	\$700,000	\$700,000	Total:			Transit	CMAQ % Federal % State % Local	
VTrans Number:					PE:					
					ROW:					
					CON:				<u>Constraint Status:</u>	
Williston										
HP010 US 2/Industrial Avenue Intersection	\$2,300,000 CON				Total: \$3,867,161	\$550,001	\$1,729,402	Function and Performance Preservation	STP 80 % Federal 20 % State 0 % Local	Reconstruction of intersection and resurfacing of US2 from S. Burlington line east 1.5 miles.
VTrans Number: STP M 5500(7)S					PE: \$526,714		CON			
					ROW: \$464,308					
					CON: \$2,867,161				<u>Constraint Status:</u>	
									Constrained	
HP049 VT2A/Industrial Avenue/Mountain View					Total: \$300,000			Function and Performance Preservation	STP 80 % Federal 10 % State 10 % Local	This project is being included for illustrative purposes and may be added if additional funding becomes available.
VTrans Number: STPG 5500(11)					PE: \$30,000					
					ROW:					
					CON: \$270,000				<u>Constraint Status:</u>	
									Constrained	

* Future project costs escalated at a rate of 4% per year.

CCMPO # Project Location	FY08-11 Federal Funds				Other Project Information					
	FY08 Phase	FY09 * Phase	FY10 * Phase	FY11 * Phase	Total Cost fed+state+local in 2008 Dollars	Fed. Funds Obligated Thru FY06	FY07 Fed Funds Phase	Project Use Category	Federal Funding Source	Remarks
IN004 Williston Park and Ride		\$312,000 ROW	\$757,120 CON	\$787,405 CON	Total: \$1,150,000 PE: \$150,000 ROW: \$300,000 CON: \$1,400,000	\$120,000	\$150,000 PE	Intermodal	CMAQ 100 % Federal 0 % State 0 % Local	Construct replacement park and ride lot near I-89 Exit 12.
VTrans Number: CMG PARK(29)										
Winooski										
BP046 East Bicycle and Pedestrian Path	\$161,680 PE				Total: \$161,680 PE: ROW: CON:			Bike/ Pedestrian	TCSP 100 % Federal 0 % State 0 % Local	FY06 TCSP project \$129,344 fed. Funding schedule to be determined.
VTrans Number:										
HP078 Exit 15 Safety Improvements					Total: PE: ROW: CON:			Function and Performance Preservation	Safety % Federal % State % Local	
VTrans Number:										
BP053 School Area Pedestrian Improvements					Total: \$75,000 PE: \$70,000 ROW: \$5,000 CON:		\$60,000 PE/ROW	Bike/ Pedestrian	STP 80 % Federal 0 % State 20 % Local	FY07 includes \$56,000 for PE and \$4,000 for ROW.
VTrans Number: STP EH07() Funds to be obligated in FY07										
HP074 VT15 Paving	\$360,000 CON				Total: \$460,000 PE: \$10,000 ROW: CON: \$450,000		\$8,000 PE	Function and Performance Preservation	STP 80 % Federal 20 % State 0 % Local	Paving 0.539 miles
MM 0.784 to Colchester Line										
VTrans Number: STP 2617()										

* Future project costs escalated at a rate of 4% per year.



Section 3: Summary of Financial Statistics



FY2008-2011 TIP Funding by Project Use Category

<i>Funding Uses</i>	FY08 Federal Funds	FY09 Federal Funds *	FY10 Federal Funds *	FY11 Federal Funds *
Function and Performance Preservation	\$14,920,600	\$13,998,768	\$10,700,199	\$7,575,269
Bridge Preservation	\$3,111,400	\$5,607,267	\$3,057,952	\$116,000
Capacity Expansion	\$4,870,000	\$1,832,000	\$19,210,720	\$27,335,720
Bike/ Pedestrian	\$3,631,574	\$3,633,600	\$340,400	\$351,216
Transit	\$5,028,971	\$4,618,971	\$10,260,362	\$4,287,362
Intermodal	\$150,000	\$312,000	\$757,120	\$787,405
Aviation	\$5,975,000	\$5,300,000	\$6,300,000	\$7,400,000
Other	\$1,370,000	\$1,360,000	\$600,000	\$600,000
Total	\$39,057,545	\$36,662,606	\$51,226,753	\$48,452,972

* Future project costs have been escalated at a rate of 4 percent per year.

Note: Certain projects included in the categories Function and Performance Preservation, Bridge Preservation and Capacity include bike/pedestrian facilities not included in the Bike/Pedestrian category.



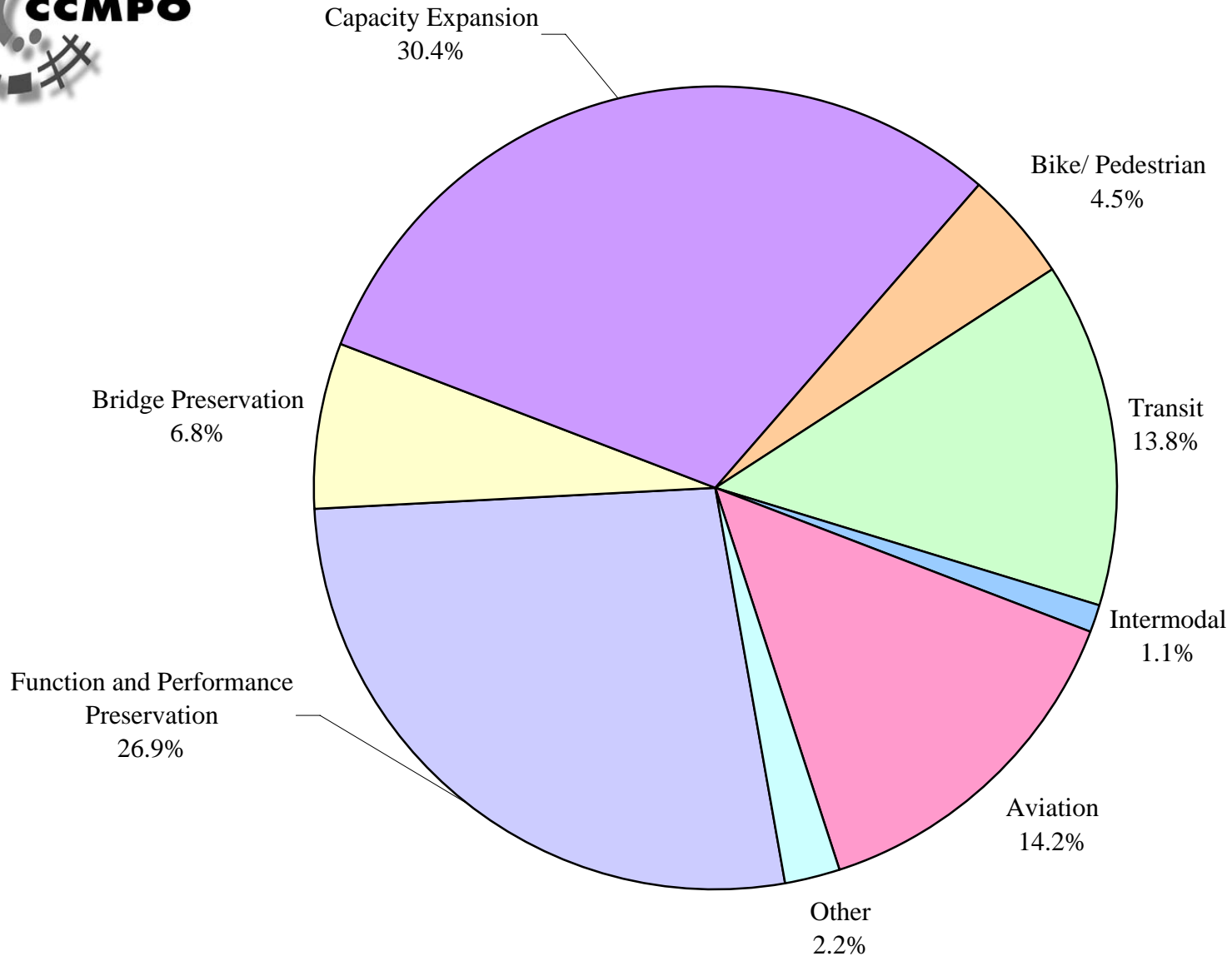
FY2008-2011 TIP Funding by Federal Funding Source and Constraint Status

<i>Federal Funding Sources and Constraint Status</i>	FY08	FY09 *	FY10 *	FY11 *
FHWA Constrained Funds				
Bridge (BR)	\$475,400	\$100,000	\$100,000	\$100,000
National Highway System (NHS)	\$2,500,000	\$204,148	\$25,434,519	\$26,829,531
Surface Transportation Program (STP)	\$8,442,894	\$13,663,187	\$4,580,632	\$7,883,485
FHWA Constrained Total	\$11,418,294	\$13,967,335	\$30,115,151	\$34,813,016
CCMPO Non-Constrained Funds				
Interstate Maintenance (IM)	\$9,781,850	\$3,480,000	\$534,720	\$554,189
Local Transportation Assistance Program (LTAP)	\$16,000	\$16,000	\$16,000	\$16,000
Modificatons and Overruns (IM/NHS or STP)	\$500,000	\$500,000	\$500,000	\$500,000
FHWA Non-Constrained Total	\$10,297,850	\$3,996,000	\$1,050,720	\$1,070,189
FHWA Transfer to FTA - Non-Constrained				
Congestion, Mitigation, Air Quality (CMAQ)	\$441,609	\$1,453,609	\$1,507,120	\$1,537,405
FTA Section 5307 (STP Transfer)				
STP Transfer	\$2,025,382	\$1,085,382	\$1,305,382	\$1,135,382
Elderly and Disabled Transportation (Sec. 5311)	\$640,000	\$395,000	\$250,000	\$255,000
FHWA Transfer to FTA Total	\$3,106,991	\$2,933,991	\$3,062,502	\$2,927,787
Federal Earmark or Grant Funds - Non-Constrained				
SAFETEA-LU High Priority	\$2,643,950	\$3,577,600	\$173,400	
SAFETEA-LU Transportation Improvement	\$2,881,800	\$4,367,700	\$2,500,000	
SAFETEA-LU Other		\$166,000	\$1,003,000	
Regional Recreational Trails	\$70,000	\$70,000	\$70,000	\$70,000
Section 117				
Safety	\$100,000	\$125,000	\$150,000	\$175,000
Safe Routes to School				
Transportation, Community and System Preservation	\$791,680			
Earmark or Grant Total	\$6,487,430	\$8,306,300	\$3,896,400	\$245,000
Federal Transit Administration (FTA) Funds - Non-Constrained				
FTA Section 5307 Formula Funds	\$1,575,000	\$1,650,000	\$1,725,000	\$1,800,000
FTA Section 5309			\$4,580,000	
Job Access Reverse Commute (JARC)	\$196,980	\$196,980	\$196,980	\$196,980
Intelligent Transportation Systems (ITS)			\$300,000	
FTA Funds	\$1,771,980	\$1,846,980	\$6,801,980	\$1,996,980
Other Funding Sources - Non-Constrained				
Penalty (Title 23, Section 164)		\$312,000		
Airport Improvement Program (AIP)	\$5,975,000	\$5,300,000	\$6,300,000	\$7,400,000
Total Other	\$5,975,000	\$5,612,000	\$6,300,000	\$7,400,000
CCMPO FY2008-2011 TIP TOTAL	\$39,057,545	\$36,662,606	\$51,226,753	\$48,452,972

* Future project costs have been escalated at a rate of 4 percent per year.



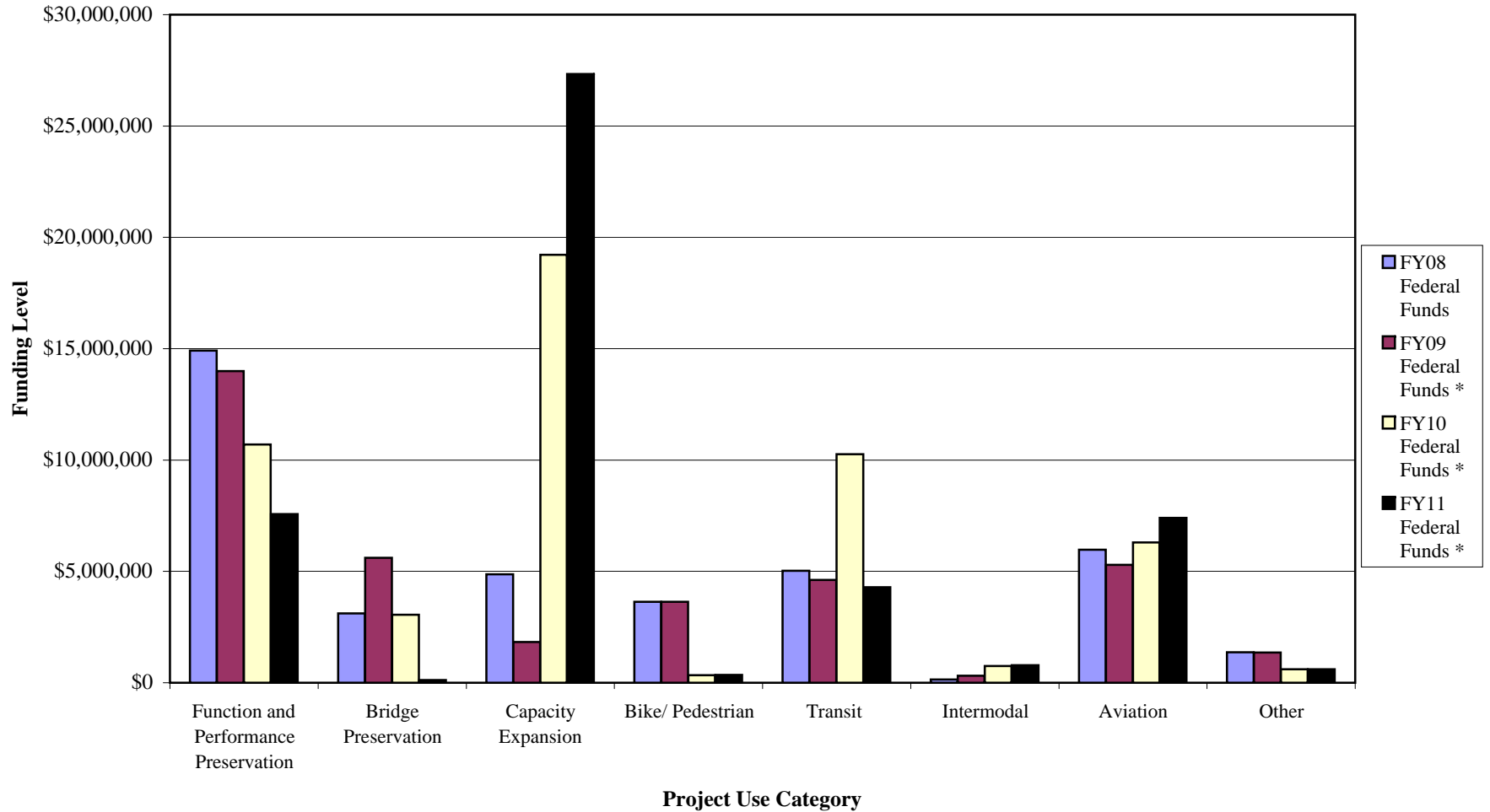
CCMPO FY2008-2011 TIP: Funding Uses FY08-FY11



Note: Certain projects included in the categories Function and Performance Preservation, Bridge Preservation and Capacity include bike/pedestrian facilities not included in the Bike/Pedestrian category.



CCMPO FY2008-2011 TIP: Funding Uses By Year



Note: Certain projects included in the categories Function and Performance Preservation, Bridge Preservation and Capacity include bike/pedestrian facilities not included in the Bike/Pedestrian category.



Federal Funds Actually Obligated in Chittenden County

Funds by Project Use Category

<i>Uses</i>	FY95	FY96	FY97	FY98	FY99	FY00	FY01	FY02	FY03	FY04	FY05	FY06	Total Obligation FY95-FY06
Function and Performance	\$4,040,065	\$4,321,826	\$3,420,726	\$3,631,185	\$806,022	\$8,537,020	\$2,910,005	\$2,994,821	\$8,059,473	\$11,944,626	\$4,803,894	\$9,765,415	\$65,235,078
Bridge Preservation	\$6,620,433	\$3,152,376	\$3,490,897	\$476,097	\$3,400,800	\$7,489,464	\$1,543,609	\$5,169,078	\$3,147,500	\$1,208,684	\$10,593,165	\$4,733,611	\$51,025,714
Capacity Expansion	\$4,549,823	\$2,711,117	\$2,010,508	\$10,747,184	\$2,325,595	\$2,945,000	\$2,604,545	\$6,110,248	\$12,237,359	\$28,478,024	\$26,440,928	\$12,839,604	\$113,999,935
Bike/ Pedestrian	\$480,386	\$140,084	\$289,960	\$180,079	\$1,036,201	\$2,302,011	\$2,265,319	\$3,858,990	\$5,204,882	\$825,509	\$1,784,111	\$1,093,652	\$19,461,184
Transit	\$2,420,197	\$835,933	\$1,919,067	\$3,880,238	\$6,629,800	\$6,266,066	\$8,639,909	\$6,072,050	\$5,929,610	\$5,033,545	\$4,518,155	\$2,950,598	\$55,095,168
Intermodal	\$140,000	\$140,000	\$140,000	\$152,142	\$1,458,750	\$0	\$2,545,296	\$4,374,268	\$10,077	\$191,451	\$620,000		\$9,771,984
Other	\$72,711	\$103,772	\$35,803	\$58,570	\$521,625	\$263,000	\$4,475,999	\$3,498,948	\$174,000	\$161,000	\$253,059	\$213,000	\$9,831,487
Total	\$18,323,615	\$11,405,108	\$11,306,961	\$19,125,495	\$16,178,793	\$27,802,561	\$24,984,682	\$32,078,403	\$34,762,901	\$47,842,839	\$49,013,312	\$31,595,880	\$324,420,550

Percent of Total by Project Use Category

<i>Uses</i>	FY95	FY96	FY97	FY98	FY99	FY00	FY01	FY02	FY03	FY04	FY05	FY06	Percent by Use FY95-FY06
Function and Performance	22.0%	37.9%	30.3%	19.0%	5.0%	30.7%	11.6%	9.3%	23.2%	25.0%	9.8%	30.9%	20.1%
Bridge Preservation	36.1%	27.6%	30.9%	2.5%	21.0%	26.9%	6.2%	16.1%	9.1%	2.5%	21.6%	15.0%	15.7%
Capacity Expansion	24.8%	23.8%	17.8%	56.2%	14.4%	10.6%	10.4%	19.0%	35.2%	59.5%	53.9%	40.6%	35.1%
Bike/ Pedestrian	2.6%	1.2%	2.6%	0.9%	6.4%	8.3%	9.1%	12.0%	15.0%	1.7%	3.6%	3.5%	6.0%
Transit	13.2%	7.3%	17.0%	20.3%	41.0%	22.5%	34.6%	18.9%	17.1%	10.5%	9.2%	9.3%	17.0%
Intermodal	0.8%	1.2%	1.2%	0.8%	9.0%	0.0%	10.2%	13.6%	0.0%	0.4%	1.3%	0.0%	3.0%
Other	0.4%	0.9%	0.3%	0.3%	3.2%	0.9%	17.9%	10.9%	0.5%	0.3%	0.5%	0.7%	3.0%
Total	100.0%	100.0%	100.0%	100.0%	100%	100%	100%	100%	100%	100.0%	100.0%	100.0%	100.0%

Note: Certain projects included in the categories Function and Performance Preservation, Bridge Preservation and Capacity include bike/pedestrian facilities not included in the Bike/Pedestrian category.